

An Analysis of the San Francisco Eligible Metropolitan Area All Ryan White and San Francisco General Fund

For the 2017-2018 Contract Period

Presented to the HIV Community Planning Council
August 27, 2018

Presented By:

Flor Roman, ARIES Site Manager, SFPDH-HHS
Maria Lacayo, ARIES Site Manager, SFPDH-HHS

Additional Data Preparation By:

Matt Geltmaker, STD/HIV Program Director, San Mateo County
Health System

Kevin Lee, MPH, Senior Program Coordinator, Marin Dept. of Health
& Human Services

Joseph Cecere, Program Manager, SFPDH-HHS
Dean Goodwin, Assistant Director, SFPDH-HHS



San Francisco Department of Public Health, HIV Health Services (HHS)
25 Van Ness Ave., Suite 800
San Francisco, CA 94102 (628) 206-7691

ARIES Team Background

- Flor and Maria hold 2 half-day ARIES trainings for new users each month.
- Every ARIES user must attend an ARIES training and pass a test at the end of the training before given access to ARIES
- There are approximately 380 active users in ARIES San Francisco
- We pull your ARIES data to report the annual RSR report that is required by HRSA. This is a detailed and intensive report which the ARIES team works on 2 months each year.
- We have a total of 6 providers that import their ARIES data.
- The ARIES SF Helpline is now available 5 days a week (628)206-7691.

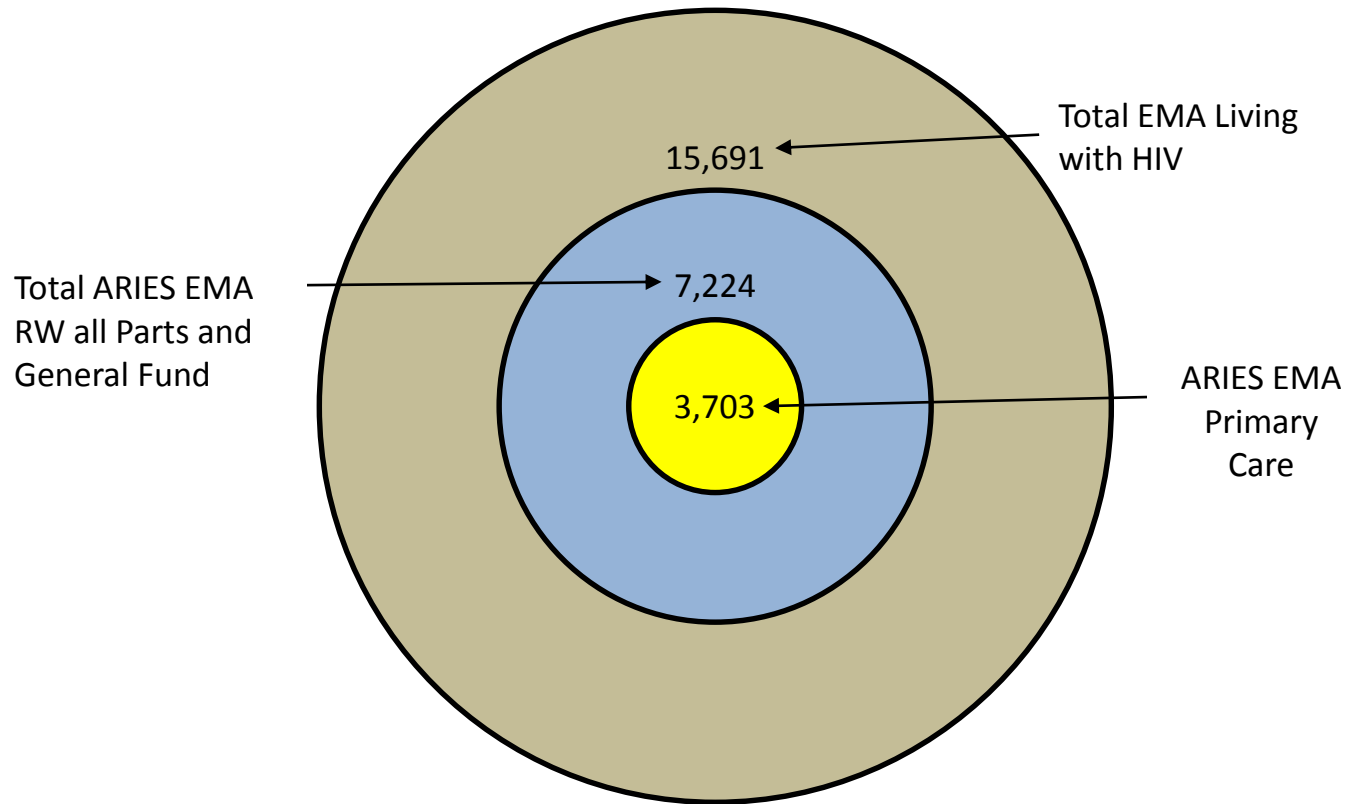
Notes on the Data (1 of 2)

- **Reporting Period**: 3/1/17 to 2/28/18.
- **Funding Source**: All Ryan White Funds and SFDPH HHS General Funds
- **Date of Data**: These reports are based on the data in ARIES as of July 5, 2018 and are not reflective of the entire SF system of care or epidemiological data.
- **Total EMA Unduplicated Client Count (UDC)**:
N= 7,224 (clients received a service in ARIES under those funding sources)

Notes on the Data (2 of 2)

- ❖ Data element responses are based upon client self-identification.
- ❖ “New” in ARIES refers to clients receiving HHS Ryan White/GF services under the new fiscal contract year. These are not necessarily “newly” diagnosed.
- ❖ “Unknown” is a value selected by the provider, which means there was an attempt to collect the data but the client was unable to provide it. It can also mean that the provider did not ask or select any option and the data element was left blank. Unknown #/%’s will be stated but removed from graphs/pie charts for comparative analysis.

Total EMA to ARIES EMA-primary care



2017-2018 DATA

Ryan White Eligibility Criteria:

- Ryan White services are for people living with HIV/AIDS who are low income and uninsured or underinsured. Ryan White funds are required to be the payer of last resort.
- Income eligibility for HHS funded services is 400% of the Federal Poverty Level (FPL) defined by the federal US Dept. Health and Human Services for a household size of 1: **400% of FPL is \$48,560 for 2018**. Center of Excellence (CoE) services have a different eligibility income and are prioritized for those with the most severe needs, such as those who have incomes below 150% of FPL, are homeless and have multiple diagnoses, or represent communities traditionally experiencing health disparities.
- Some services are also available to the family members of people living with HIV/AIDS.

EMA Factoids

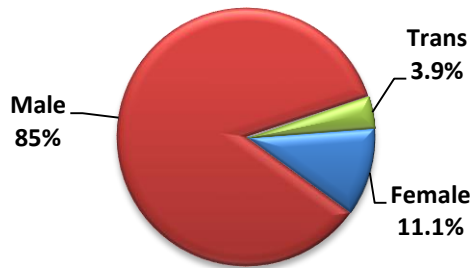
- **EMA-Wide** – The Unduplicated Client (UDC) is 7,224
 - 627 or 8.9% of clients served in the EMA were “new” in ARIES
 - 44 or 0.6% died during the reporting period
 - 175 or 2.4% **shared clients** across counties within the EMA.
- **Marin County** – UDC is 279 or 3.8% of total EMA UDC
 - 30 or 10.8% clients served in Marin were “new” in ARIES
 - 1 or 0.4% died during the reporting period
- **San Francisco County** – UDC is 6,609 or 91.5% of total EMA UDC
 - 560 or 8.5% clients served in San Francisco were “new” in ARIES
 - 42 or 0.6% died during the reporting period
- **San Mateo County** –UDC is 511 or 7.1% of total EMA UDC
 - 43 or 8.4% clients served in San Mateo were “new” in ARIES
 - 3 or 0.6% died during the reporting period

Current Gender for EMA

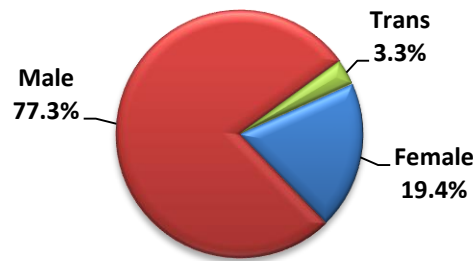
Unknown 0.1% has been removed

Female	Male	Transgender
n=844	n=6112	n=263
11.6%	84.6%	3.7%

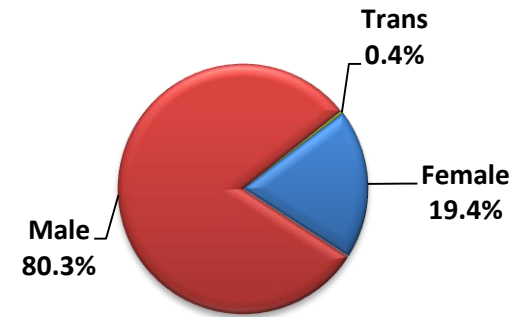
San Francisco
N=6,609



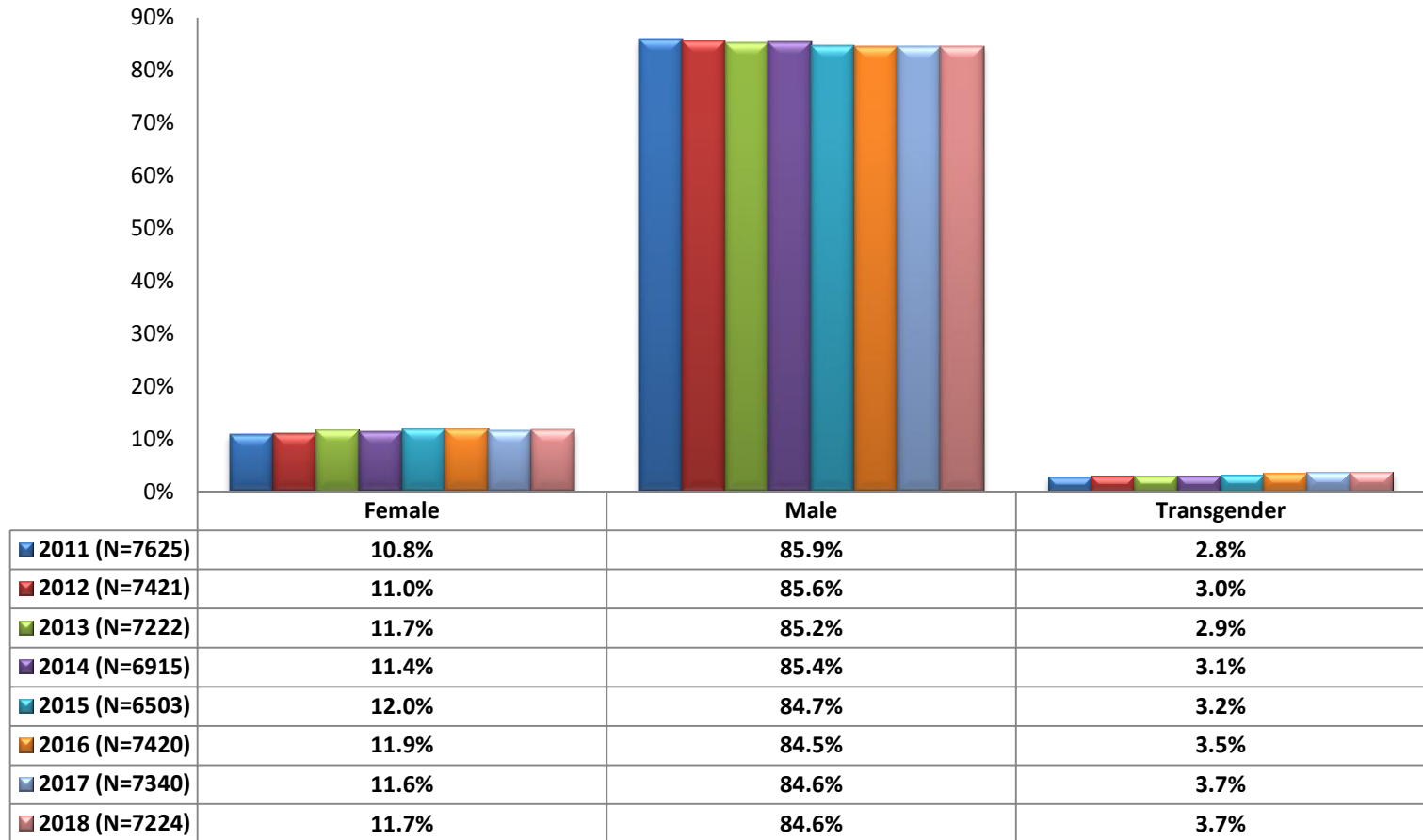
San Mateo
N=511



Marin
N=279



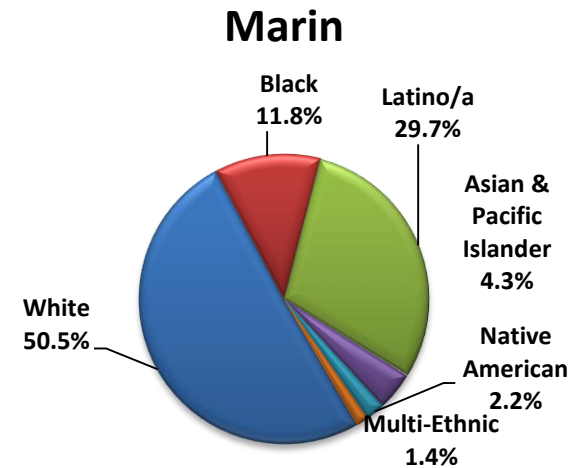
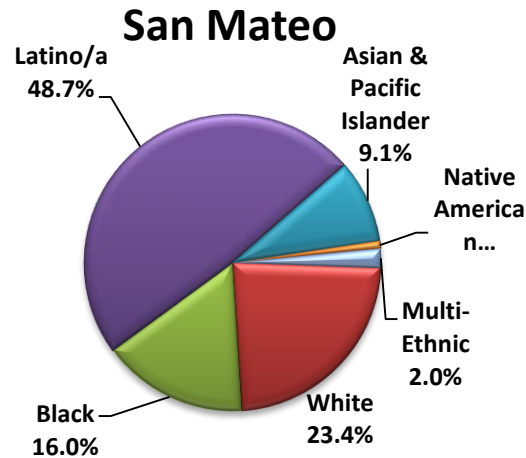
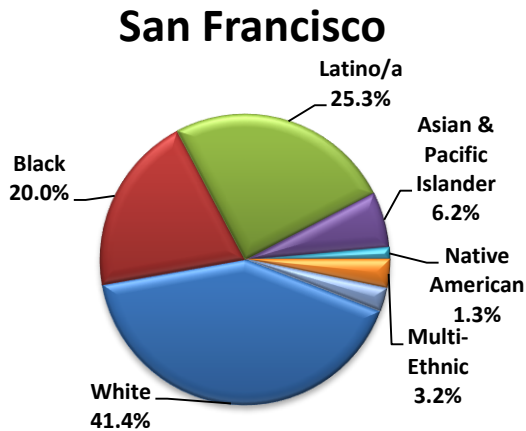
EMA by Current Gender 2011-2017



Race for EMA

Unknown 2.5% has been removed

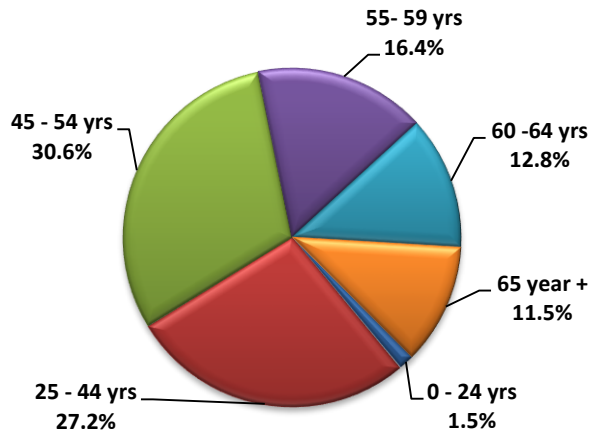
White	Black	Latino	Asian & Pacific Islander	Native American	Multi-Ethnic
n=2954	n=1399	n=1925	n=456	n=94	n=215
40.9%	19.9%	25.8%	6.0%	1.4%	2.7%



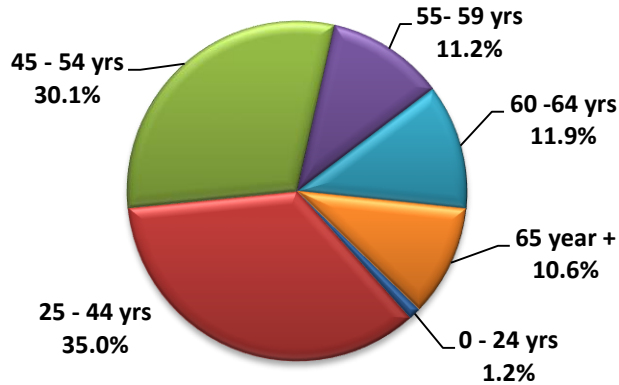
AGE for EMA

0 - 24 years	25 - 44 years	45 - 54 years	55- 59 years	60 -64 years	65 years & older
n=106	n=2005	n=2,209	n=1,163	n=906	836
1.6%	27.5%	33.5%	15.9%	11.5%	10.0%

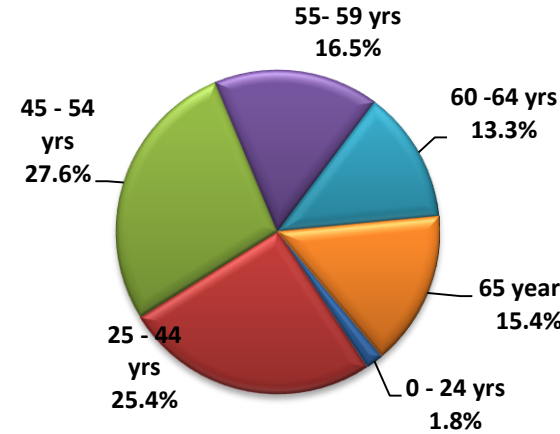
San Francisco



San Mateo



Marin



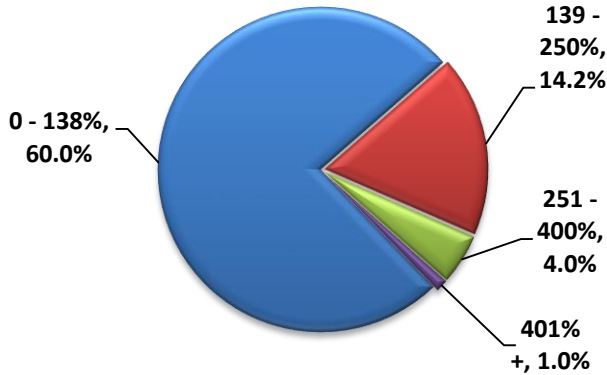
Federal Poverty Level Percentage for EMA

***FPL is based on household income and size**

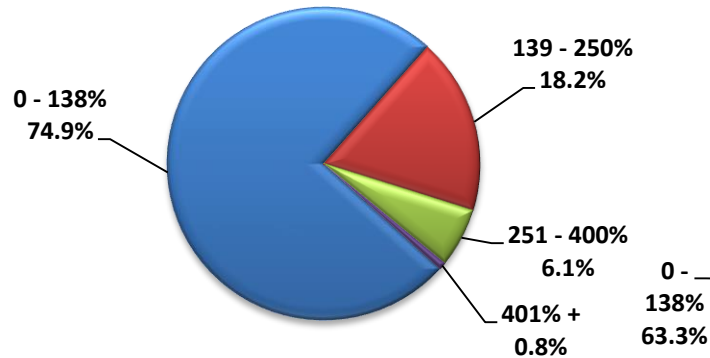
Unknown 5.1% has been removed

0 - 138%	139 - 250%	251 - 400%	401% +
n=5,420	n=1,109	n=290	n=60
73.8%	15.1%	3.6%	1.0%

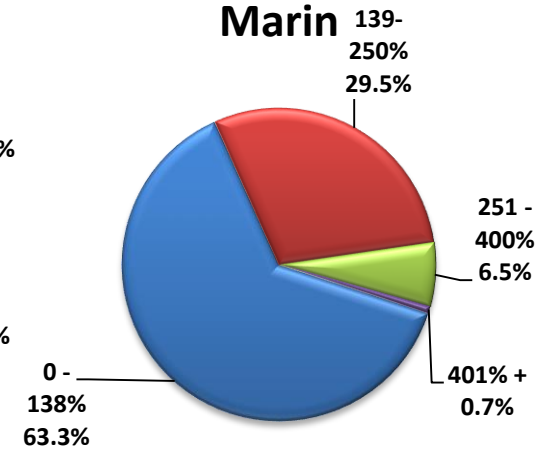
San Francisco



San Mateo



Marin



Current Living Situation:

Categories and Definitions

STABLE: Client owns, rents or is in an assisted living facility. Client is in housing for more than 6 months.

EMA: 67% Marin: 55.9% SF:67.7% San Mateo:57.7%

TEMPORARY: Client is in a transitional or treatment program, in jail or hospital/medical facility, or staying with friends. Client is in this situation for less than 6 months.

EMA: 22% Marin: 36.2% SF:20.5% San Mateo:38.2%

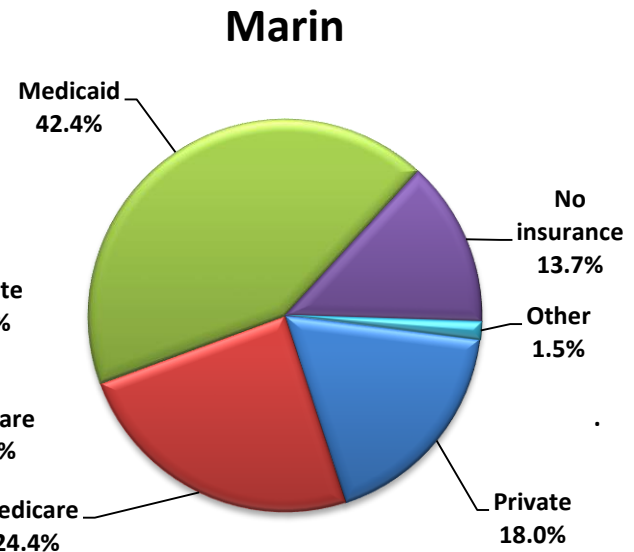
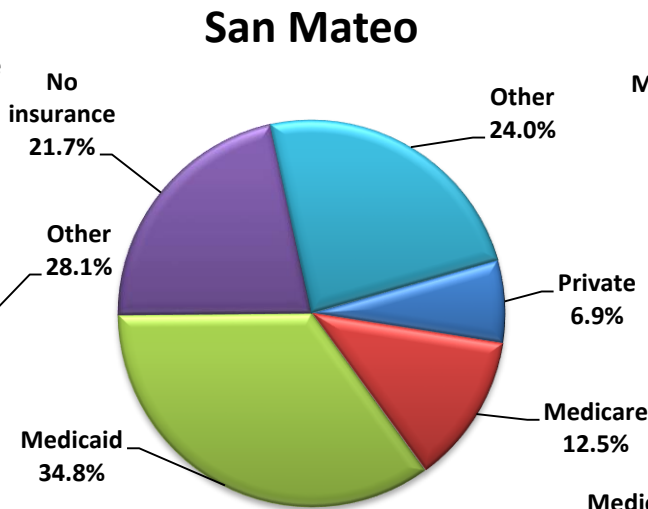
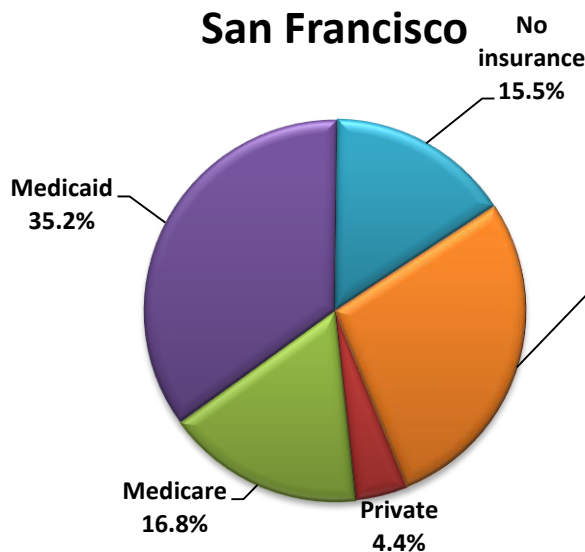
UNSTABLE: Client is homeless stays mostly in streets, parks, car or shelters. Client does not know their daily housing situation.

EMA: 5% Marin: 5.7% SF:5.6% San Mateo:3.5%

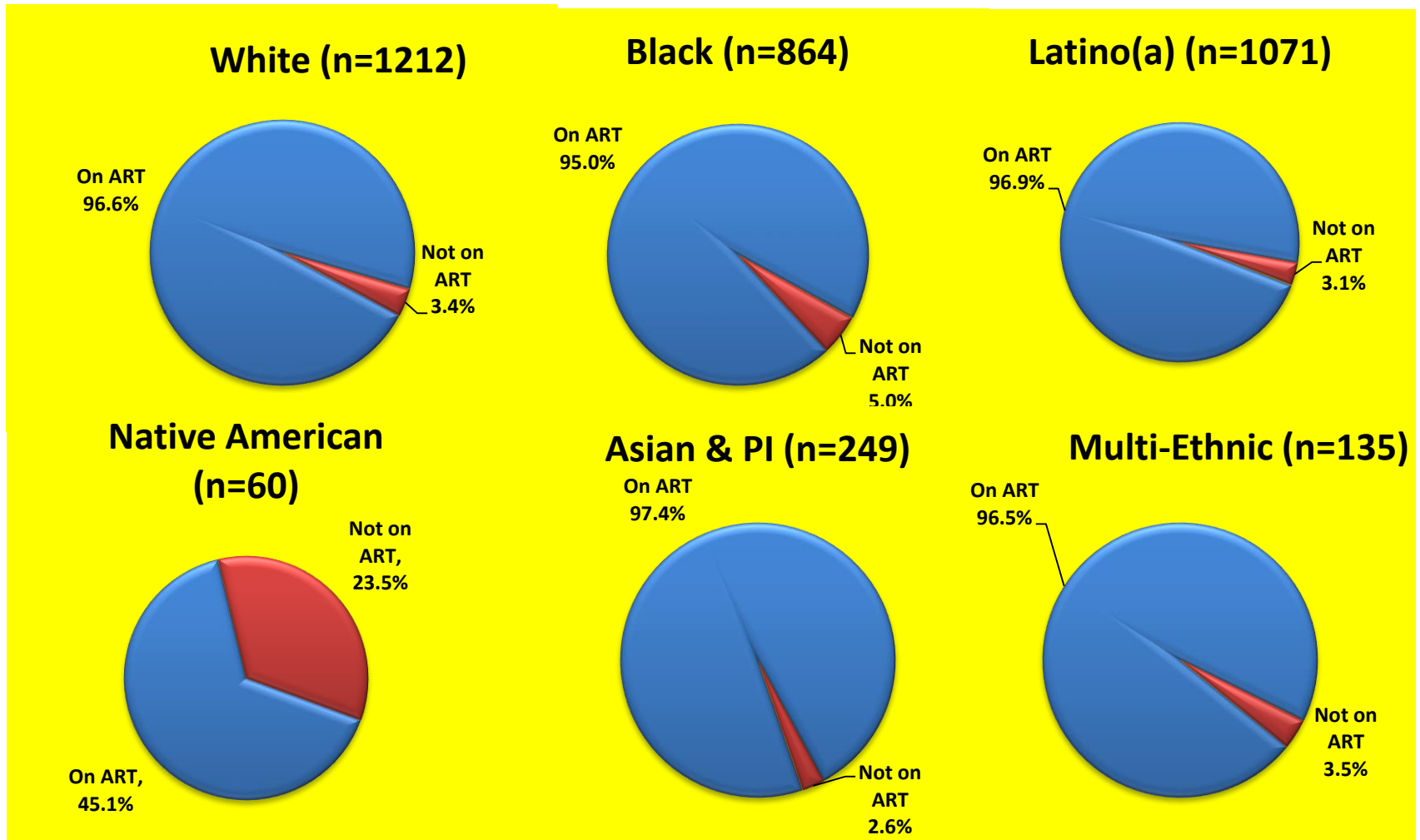
Insurance Status for EMA

Unknown 3.1% has been removed

Private	Medicare	Medicaid	No insurance	Other
8.7%	30.0%	63.4%	28.4%	47.8%

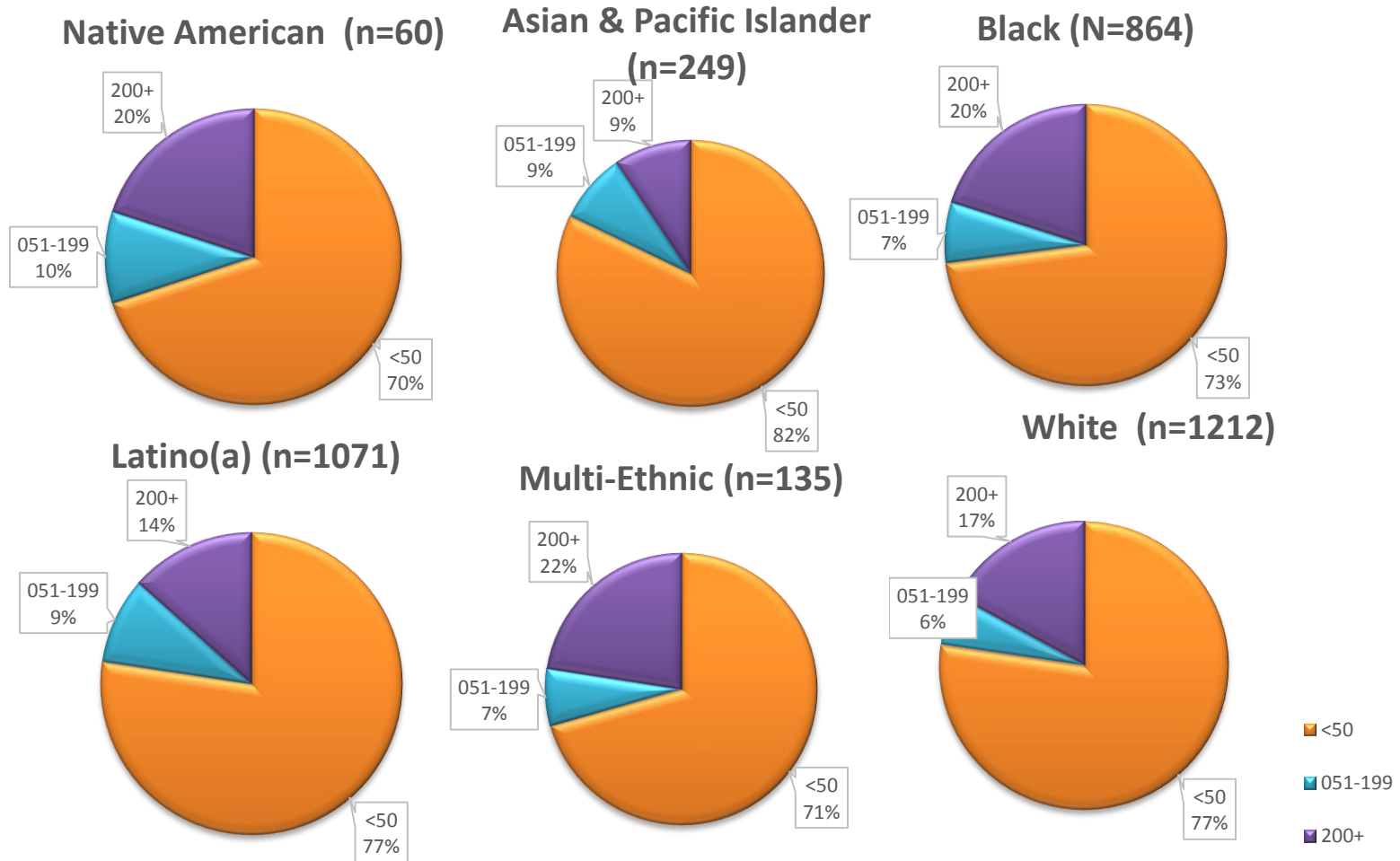


EMA ART By Race*



* Filtered by UDC who received Primary Care Service. Unknown has been removed.

EMA Race by Viral Load*



* Filtered by UDC who received Primary Care Service. Unknown has been removed